


# STAINLESS STEEL STEAM & COLD WATER MIXING UNIT DURAMIX SR8000GM-S SERIES

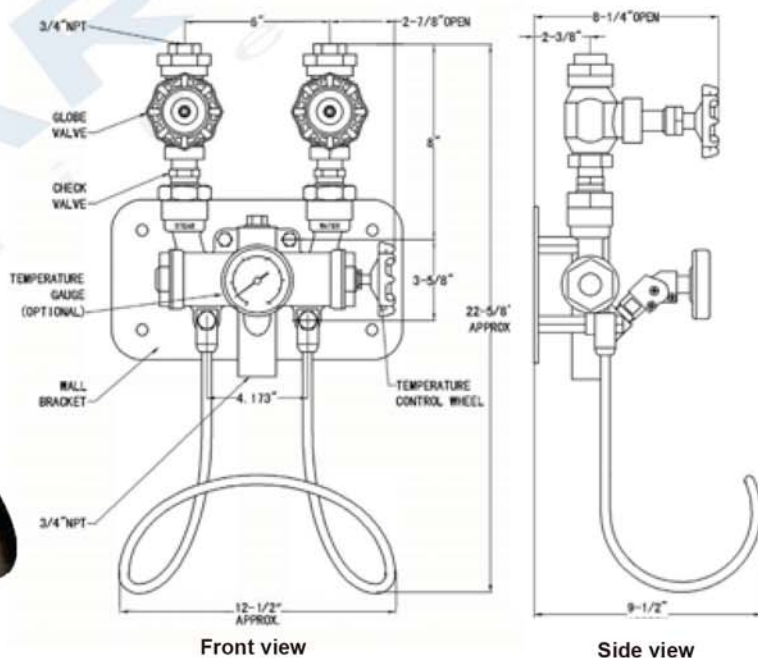
## Features:

- **Best Design** - Operates with as little as 30 PSI water pressure, all the way up to 150 PSI without the need to change internal components, unlike some competitors.
- Dual output design with Secondary Outlet at the top for piping to supply hot water to other places like sinks, showers, etc.
- **Safety First** - Automatic shutoff feature built into the design to prevent live steam from passing through the unit. Keeps your employees safe!
- **Convenience** - Comes with everything necessary for immediate installation and connection to pipelines.
- **Simple Maintenance** - Only takes 15 minutes to complete preventive maintenance.
- **Industry's Longest Warranty** — 3 years!



Part #	Description
SR8000GM-S	304 stainless steel, steam and cold water wall-mounted mixer-hose station. Includes globe valves, check valves, hose rack, and mounting plate
SR8000GM-S-T	304 stainless steel, steam and cold water wall-mounted mixer-hose station. Includes globe valves, check valves, hose rack, mounting plate, and adjustable angle temperature gauge

## Duramix 8000 Technical Drawings



## Principal Parts & Materials

**Inlet / Outlet diameter:** 3/4" NPT  
**Mixer body:** 304 Stainless steel  
**Check valves:** 304 Stainless steel  
**Hose Rack:** 304 Stainless steel  
**Temperature gauge:** (optional) Stainless steel

## Recommended Operative Conditions

**Working steam pressure (Saturated only):**  
 30-150 PSI  
**Working water pressure:** 30-150 PSI  
**Maximum temperature:** 200°F (93°C)  
**Maximum pressure:** 150 PSI  
**Weight:** 29 lbs

SHARRY Machinery (Shanghai) Co.,Ltd  
 Web: [www.sharry-sh.com](http://www.sharry-sh.com) [www.xierui-sh.com](http://www.xierui-sh.com)

Tel: +86-21-64881886 13761943624



扫一扫，进入手机旺铺

## DURAFLOW SPRAY NOZZLES SR150S SERIES

### Features:

- Front trigger guard cover designed to prevent accidental spray.
- Trigger lock mechanism built in.
- Quick connect receptacle for accessories.
- 304 stainless steel construction with a total weight of 1.53 lbs.
- 1/2" female NPT inlet.
- Compatible with DuraWand.

Part #	Description
SR150S-DB	High flow DuraFlow 304 stainless steel nozzle with dark blue cover
SR150S-R	High flow DuraFlow 304 stainless steel nozzle with red cover
SR150S-W	High flow DuraFlow 304 stainless steel nozzle with white cover

### STANDARD:

Inlet pressure (PSIG)	Flow rate (GPM)
25	2.93
50	3.86
75	4.91
100	5.78
125	6.71
150	7.19

### HIGH FLOW:

Inlet pressure (PSIG)	Flow rate (GPM)
25	4.39
50	6.54
75	8.18
100	9.56
125	10.83
150	11.89

\*Standard flow rates can be achieved with the purchase of flow restrictor adapter (Part: 8-FR-NPT)



**Rating: 150 PSI / 200°F (93°C)**


(Maximum tested operating pressure of 500 PSI)

## DURAWAND D-WAND & DM-WAND SERIES

### Features:

- 1.5 or 3 foot 304 stainless steel wand length options.
- Adjustable spray pattern wand tip: solid or fan spray.
- Quick connect to any DH series or DS series nozzle.

Part #	Description
DM-WAND	304 stainless steel wand with quick disconnect and adjustable spray tip. 1.5 feet
D-WAND	304 stainless steel wand with quick disconnect and adjustable spray tip. 3 feet



**DO NOT CONNECT NOZZLE DIRECTLY TO LIVE STEAM**

SHARRY Machinery (Shanghai) Co.,Ltd. Tel: +86-21-64881886  
13761943624 Web: www.sharry-sh.com www.xierui-sh.com



扫一扫，进入手机旺铺